

# 国际指数动态

## (2012年2月)


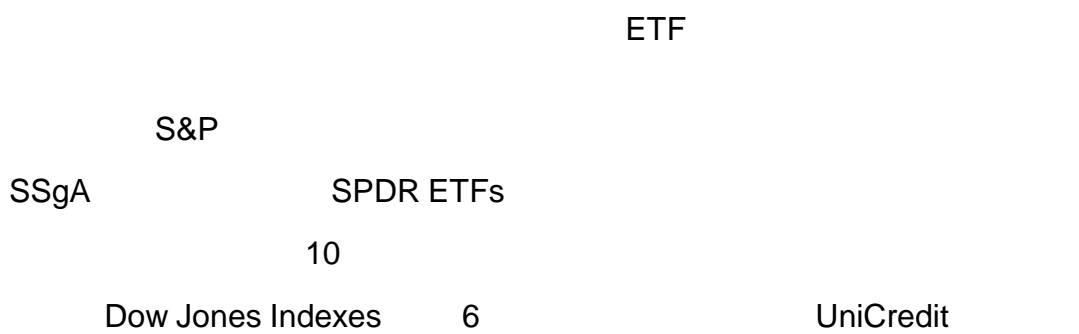
III

2

## 201202

	.....	2
1.	.....	2
A	S&P .....	2
B	Dow Jones Indexes     6 .....	3
C	S&P     S&P .....	3
D	Dow Jones Indexes             50 .....	3
2.	.....	4
A	S&P                             Beta .....	4
B	FTSE     4 .....	4
C	S&P     S&P SGMI .....	5
D	S&P     GSCI .....	5
.	.....	6
1.	<b>2     ETF   ETN   ETC</b> .....	<b>6</b>
A	ETF .....	6
B	ETF .....	6
C	ETF .....	6
D	ETF .....	6
E	ETN   ETC .....	7
2.	<b>2     ETF   ETN   ETC</b> .....	<b>7</b>
A	ETF .....	7
B	ETF .....	7
C	ETF .....	7
D	ETF .....	8
E	ETN   ETC .....	8
3.	<b>DEUTSCHE BÖRSE XETRA 2     ETF   ETC   ETN</b> .....	<b>8</b>
4.	<b>1   ETF</b> .....	<b>10</b>
1	<b>2012   1</b> .....	<b>11</b>
2	<b>2012   1             ETF</b> .....	<b>12</b>

1.



**A S&P**



**B Dow Jones Indexes 6**

2012 2 8 Dow Jones Indexes 6 UniCredit  
6 " "  
6

**C S&P S&P**

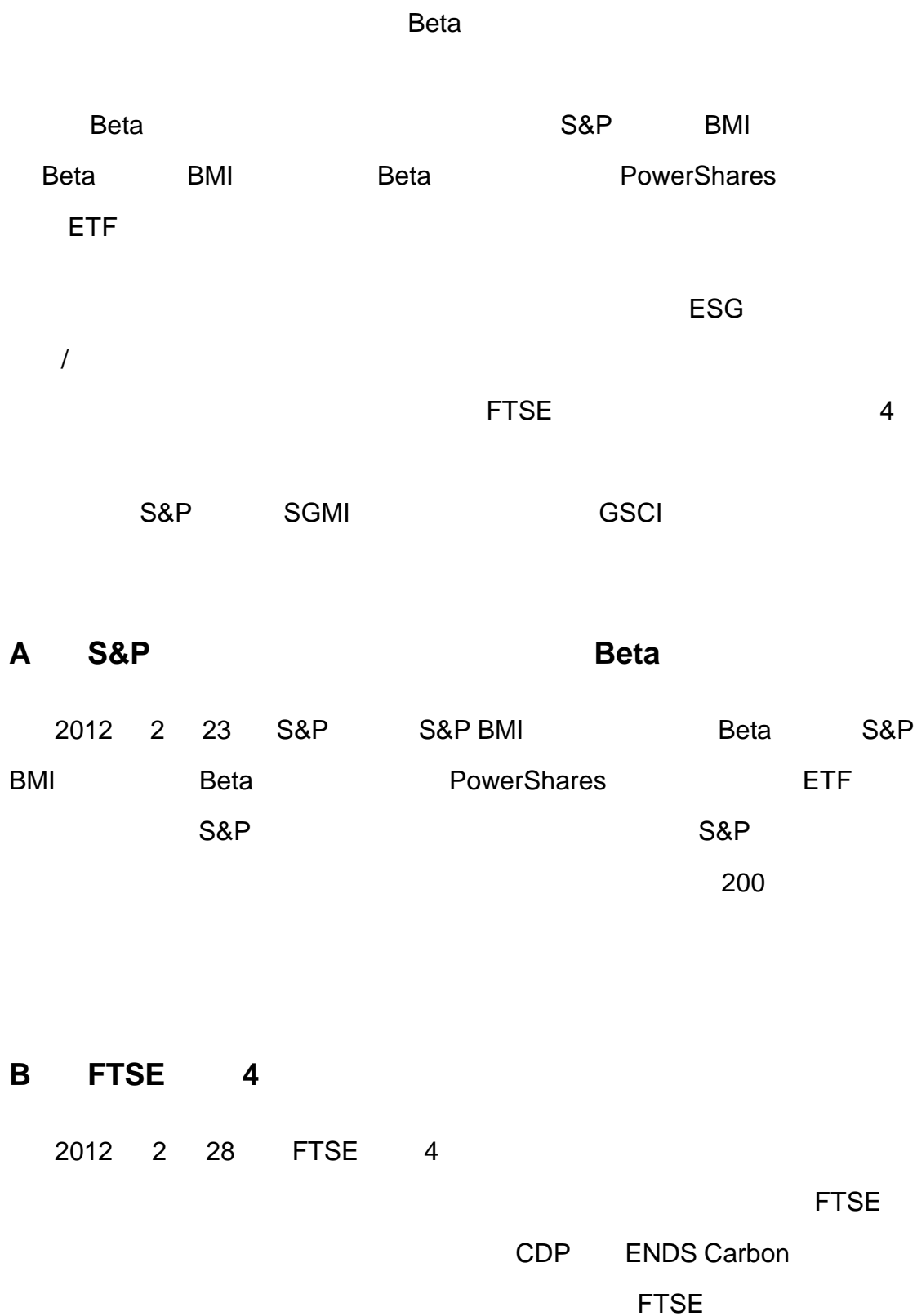
2012 2 15 S&P S&P  
PowerShares ETF  
S&P Capital IQ  
1997 18979  
7

5 20%  
A- 4 5

**D Dow Jones Indexes 50**

2012 2 8 Dow Jones Indexes Dow Jones Global Titans 50  
Dow Jones Global Titans 50  
20 40 10% 15%  
Dow Jones Indexes J.P. Morgan  
Barclays Capital

**2.**



**C S&P S&P SGMI**

2012	2	23	S&P	S&P SGMI	S&P
SGMI		37			

**D S&P GSCI**

2012	2	2	S&P	S&P GSCI
------	---	---	-----	----------

**1. 2 ETF ETN ETC**

**A ETF**

- **ETF** 1 MSCI ETF 1 MSCI  
ETF iShares 1 MSCI ETF 1  
MSCI ETF 1 MSCI ETF

**B ETF**

- **ETF** iShares 5 MSCI ETF
- **ETF** Van Eck 1 ETF
- **ETF** iShares 2 ETF

**C ETF**

- **ETF** ProShares 2 ETF Dow Jones Credit  
Suisse 30- Year Inflation Breakeven Index  
TIPS
- **ETF** Global X 1 ETF  
ETF
- **ETF** First Trust 7 ETF  
AlphaDex
- **Beta ETF** PowerShares 2 Beta ETF S&P Beta

**D ETF**

●

**E      ETN      ETC**

●                      **ETN** VelocityShares                      8                      **ETN**                      **S&P**  
GSCI                      3                      2

**2.                      2                      ETF      ETN      ETC**

**A                      ETF**

●

**B                      ETF**

●                      **ETF** Wisdom Tree                      1                      **ETF**  
Wisdom Tree  
10      H  
●                      **ETF** Global X                      3                      **ETF**



- **ETF** Exchange Traded Concepts 1 Alpha  
ETF

- **ETF** First Trust 4 AlphaDex ETF  
3

## D **ETF**

- **ETF** Van Eck 4 2 " " ETF  
iShares 4 ETF  
Barclays Capital B-Ca  
Baa-Ba

- **ETF** iShares 2 ETF  
Morningstar

- **ETF** SSgA 2 ETF BofA Merrill Lynch  
BBB BB

## E **ETN ETC**

- 

### 3. Deutsche Börse Xetra 2 **ETF ETC ETN**

ETF UBS ETF MSCI USA Infrastructure (USD) I	MSCI USA Infrastructure Index
ETFs UBS ETF MSCI USA Infrastructure (USD) A	MSCI USA Infrastructure Index
db Metals & Energy Booster ETC (EUR)	db Metals & Energy Booster Euro Unhedged Index
SPDR Barclays Capital Euro High Yield Bond ETF	Barclays Capital Liquidity Screened Euro High Yield Bond Index
ComStage ETF MSCI Emerging Markets Leveraged 2x Daily TRN	MSCI Emerging Markets Leveraged 2x Daily Net Index

UBS ETFs plc - MSCI USA Growth TRN Index SF A-acc (USD)	MSCI Daily TR Net Growth USA USD Index
UBS ETFs plc - MSCI USA Growth TRN Index SF I-acc (USD)	MSCI Daily TR Net Growth USA USD Index
UBS ETFs plc - MSCI EMU Growth TRN Index SF, A-acc (EUR)	MSCI Daily TR Net Growth EMU Local Index
SPDR S&P Euro Dividend Aristocrats ETF	S&P Euro High Yield Dividend Aristocrats Index
SPDR S&P UK Dividend Aristocrats ETF	S&P UK High Yield Dividend Aristocrats Index
SPDR FTSE UK All Share ETF	FTSE All-Share Index
UBS-ETF Barclays Capital US 1-3 Year Treasury Bond A	Barclays Capital US 1-3 Year Treasury Bond
UBS-ETF Barclays Capital US 3-5 Year Treasury Bond A	Barclays Capital US 3-5 Year Treasury Bond
UBS-ETF Barclays Capital US 5-7 Year Treasury Bond A	Barclays Capital US 5-7 Year Treasury Bond
UBS-ETF Barclays Capital US 7-10 Year Treasury Bond A	Barclays Capital US 7-10 Year Treasury Bond
UBS-ETF Markit iBOXX EUR Germany 1-3 A	Markit iBOXX EUR Germany 1-3
UBS-ETF Markit iBOXX EUR Germany 3-5 A	Markit iBOXX EUR Germany 3-5
UBS-ETF Markit iBOXX EUR Germany 5-10 A	Markit iBOXX EUR Germany 5-10
UBS-ETF Markit iBOXX EUR Germany 7-10 A	Markit iBOXX EUR Germany 7-10
UBS-ETF Markit iBoxx EUR Liquid Corporates A	Markit iBoxx EUR Liquid Corporates
Coba 3x DJIAF Daily Long	3x DJIAF Daily Long
Coba 4x DJIAF Daily Long	4x DJIAF Daily Long
Coba -3x DJIAF Daily Short	-3x DJIAF Daily Short
Coba -4x DJIAF Daily Short	-4x DJIAF Daily Short
Coba 3x SPXF Daily Long	3x SPXF Daily Long
Coba 4x SPXF Daily Long	4x SPXF Daily Long
Coba -3x SPXF Daily Short	-3x SPXF Daily Short
Coba -4x SPXF Daily Short	-4x SPXF Daily Short
Coba 3x NDXF Daily Long	3x NDXF Daily Long
Coba 4x NDXF Daily Long	4x NDXF Daily Long
Coba -3x NDXF Daily Short	-3x NDXF Daily Short
Coba -4x NDXF Daily Short	-4x NDXF Daily Short
Coba ETC 1x WTI Oil Daily Long	1x WTI Oil Daily Long
Coba ETC 2x WTI Oil Daily Long	2x WTI Oil Daily Long

Coba ETC 3x WTI Oil Daily Long	3x WTI Oil Daily Long
Coba ETC 4x WTI Oil Daily Long	4x WTI Oil Daily Long
Coba ETC -1x WTI Oil Daily Short	-1x WTI Oil Daily Short
Coba ETC -2x WTI Oil Daily Short	-2x WTI Oil Daily Short
Coba ETC -3x WTI Oil Daily Short	-3x WTI Oil Daily Short
Coba ETC -4x WTI Oil Daily Short	-4x WTI Oil Daily Short
Coba ETC 1x Cocoa Daily Long	1x Cocoa Daily Long
Coba ETC 2x Cocoa Daily Long	2x Cocoa Daily Long
Coba ETC 3x Cocoa Daily Long	3x Cocoa Daily Long
Coba ETC 4x Cocoa Daily Long	4x Cocoa Daily Long
Coba ETC -1x Cocoa Daily Short	-1x Cocoa Daily Short
Coba ETC -2x Cocoa Daily Short	-2x Cocoa Daily Short
Coba ETC -3x Cocoa Daily Short	-3x Cocoa Daily Short
Coba ETC -4x Cocoa Daily Short	-4x Cocoa Daily Short

#### 4. 1 ETF

2012 2

TOPIX

5%

1 Mitsubishi UFJ

TOPIX

ETF

**1 2012 1**

Derivative Exchange	Jan 2012				Year-to-Date Total			
	Stock Index Options		Stock Index Futures		Stock Index Options		Stock Index Futures	
	Number of Contracts Traded	Notional Turnover	Number of Contracts Traded	Notional Turnover	Number of Contracts Traded	Notional Turnover	Number of Contracts Traded	Notional Turnover
<b>Americas</b>								
BM&FBOVESPA	53,727	18,177	1,566,899	54,795	53,727	18,177	1,566,899	54,795
Bourse de Montreal	5,224	356	194,044	26,422	5,224	356	194,044	26,422
CBOE Future Exchange	NA	NA	811,288	NA	NA	NA	811,288	NA
Chicago Board Options Exchange	20,990,791	NA	NA	NA	20,990,791	NA	NA	NA
CME Group	3,162,253	325,879	41,361,169	2,685,590	3,162,253	325,879	41,361,169	2,685,590
Colombia SE	NA	NA	42	1	NA	NA	42	1
ICE Futures US	6,079	468	2,395,273	184,678	6,079	468	2,395,273	184,678
International Securities Exchange	407,503	NA	NA	NA	407,503	NA	NA	NA
MexDer	7,464	215	47,274	1,362	7,464	215	47,274	1,362
NASDAQ OMX (US)	364,031	NA	NA	NA	364,031	NA	NA	NA
NYSE Euronext (US)	150,257	NA	NA	NA	150,257	NA	NA	NA
<b>Asia - Pacific</b>								
ASX Derivatives Trading	633,665	28,161	6,253	173	633,665	28,161	6,253	173
ASX SFE Derivatives Trading	22,973	2,547	550,051	60,986	22,973	2,547	550,051	60,986
Bombay SE	829,122	4,162	1,899,450	NA	829,122	4,162	1,899,450	NA
Bursa Malaysia Derivatives	NA	NA	153,506	3,838	NA	NA	153,506	3,838
Hong Kong Exchanges	968,319	102,667	3,083,290	271,010	968,319	102,667	3,083,290	271,010
Korea Exchange	230,896,094	5,065,660	5,188,261	574,396	230,896,094	5,065,660	5,188,261	574,396
National Stock Exchange India	62,424,041	311,971	10,856,475	50,711	62,424,041	311,971	10,856,475	50,711

Osaka SE	3,121,734	NA	8,645,110	205,986	3,121,734	NA	8,645,110	205,986
Singapore Exchange	156,026	NA	4,535,566	NA	156,026	NA	4,535,566	NA
TAIFEX	6,740,853	81,853	2,510,819	85,163	6,740,853	81,853	2,510,819	85,163
Thailand Futures Exchange	2,867	NA	220,577	NA	2,867	NA	220,577	NA
Tokyo SE Group	1,118	NA	808,739	64,227	1,118	NA	808,739	64,227
<b>Europe - Africa - Middle East</b>								
Athens Derivatives Exchange	25,125	45	426,885	280	25,125	45	426,885	280
BME Spanish Exchanges	101,811	1,134	439,518	33,825	101,811	1,134	439,518	33,825
Budapest SE	0	0	133,178	108	0	0	133,178	108
EUREX	33,948,914	1,039,970	25,875,336	1,333,230	33,948,914	1,039,970	25,875,336	1,333,230
ICE Futures Europe	0	0	0	0	0	0	0	0
Johannesburg SE	359,303	521	852,156	27,467	359,303	521	852,156	27,467
MICEX	1,789,820	5,469	21,106,139	64,923	1,789,820	5,469	21,106,139	64,923
NYSE.Liffe Europe	3,243,395	202,530	5,531,221	370,514	3,243,395	202,530	5,531,221	370,514
OMX Nordic Exchange	747,517	11,036	2,738,325	40,983	747,517	11,036	2,738,325	40,983
Oslo Børs	45,147	32	386,603	278	45,147	32	386,603	278
Tel Aviv SE	5,351,618	160,506	9,294	261	5,351,618	160,506	9,294	261
Warsaw SE	37,848	237	768,788	5,160	37,848	237	768,788	5,160
Wiener Börse	2,565	1	8,756	432	2,565	1	8,756	432

## 2 2012 1 ETF

Exchange	Jan 2012		
	Number of ETFs	Total Turnover	Number of Trades
<b>Americas</b>			
BM&FBOVESPA	12	772.7	64.1
Lima SE	4	0.0	0.0
Mexican Exchange	426	10188.5	63.9
NASDAQ OMX	89	249498.4	12729.0
NYSE Euronext (US)	1354	263257.8	11746.2
Santiago SE	87	3.0	0.1
TMX Group	316	7866.2	745.2

<b>Asia - Pacific</b>			
Australian SE	54	380.1	NA
Bombay SE	28	17.8	37.9
Bursa Malaysia	5	15.4	0.5
Hong Kong Exchanges	90	4104.0	152.4
Indonesia SE	2	0.1	0.2
Korea Exchange	111	9746.7	2744.6
National Stock Exchange India	31	207.9	326.0
Osaka SE	16	1651.2	35.9
Shanghai SE	23	3176.3	313.0
Shenzhen SE	14	2135.3	226.6
Singapore Exchange	90	405.0	NA
Taiwan SE Corp.	18	720.2	118.1
The Stock Exchange of Thailand	8	33.1	10.7
Tokyo SE	116	1188.6	NA
<b>Europe - Africa - Middle East</b>			
Athens Exchange	3	3.3	0.2
BME Spanish Exchanges	75	250.8	0.0
Budapest SE	1	0.1	0.0
Deutsche Börse	922	17687.7	174.6
Irish SE	1	1.1	0.0
Istanbul SE	12	217.3	26.0
Johannesburg SE	36	234.8	6.2
Ljubljana SE	0	0.0	0.0
London SE	1607	20992.3	379.0
Luxembourg SE	67	0.0	0.0
NASDAQ OMX Nordic Exchange	63	1994.9	63.3
NYSE Euronext (Europe)	691	9225.0	170.4
Oslo Børs	15	773.2	33.8
Saudi Stock Market - Tadawul	3	1.4	0.2
SIX Swiss Exchange	667	6984.2	70.0
Wiener Börse	22	1.3	0.1

555 B 5

200135

0086 21 5018 5500

0086 21 5018 6368

csindex@sse.com.cn